

How to check in for your video visit with your doctor

1 Use a computer or device with camera/microphone



PC and Mac
Chrome | Firefox | Safari



Android
Chrome



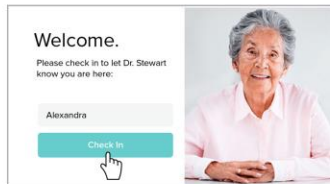
iOS
Safari

2 Click the doxy.me link sent to you via email/text/portal **OR**
Enter your doctor's doxy.me web address into your browser



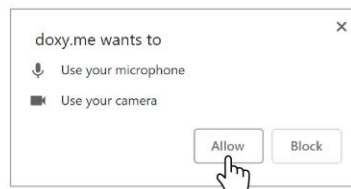
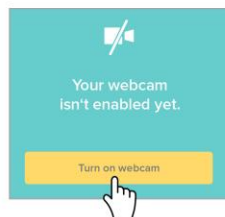
[Doxy works with Chrome, Firefox, & Safari browsers]

3 Type in your name and click check in





- ✓ Secure
- ✓ No software to download
- ✓ HIPAA compliant
- ✓ No registration needed

4 Allow your browser to use your webcam and microphone



5 Your doctor will start your visit shortly.

Call Tips

- Have a good internet connection
- Restart your device before the visit
- Use the  button in the waiting room
- Need help? Send us a message  <https://doxy.me>